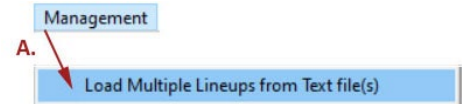


## Did you know...

### Importing Multiple Lineups as a Batch Process

ACT 1 can import multiple lineups from one (or more) CSV text files as a batch process, rather than importing lineups one at a time.

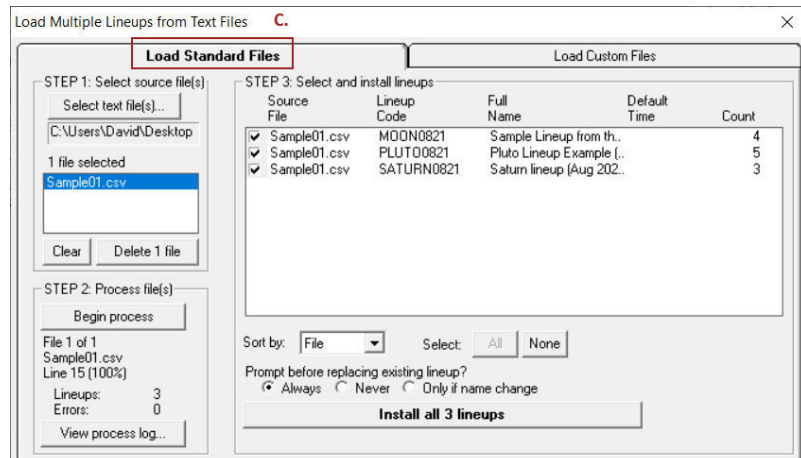
A. Launch Lineup Manager and click **Load Multiple Lineups from Text file(s)** from the Management menu. There are two import options discussed below: Load Standard Files and Load Custom Files.



B/C. As shown here, the **Sample01.csv** is in “standard” format for use with the **Load Standard Files** option. The standard format has header rows (rows 1, 5 and 10 in this example), where the word “HEADER” appears in column A, and the desired lineup code and lineup full name description appear in the B column. The header row is followed by a list of stations to be included in that lineup.

B.

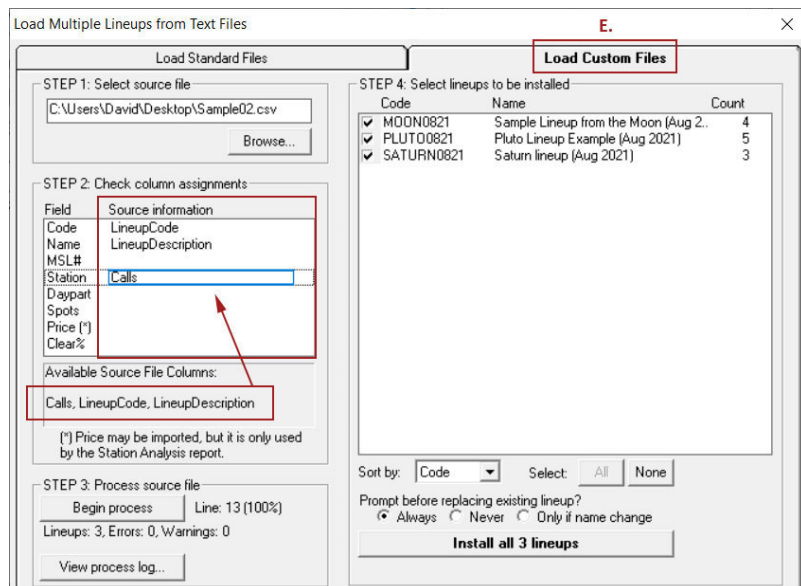
Sample01.csv - Excel	
A	B
1	HEADER Code:SATURN0821 Name:"Saturn lineup (Aug 2021)"
2	KAAA-FM
3	KBBB-FM
4	KCCC-FM
5	HEADER Code:MOON0821 Name:"Sample Lineup from the Moon (Aug 2021)"
6	KDDD-FM
7	KEEE-FM
8	KFFF-FM
9	KGGG-FM
10	HEADER Code:PLUTO0821 Name:"Pluto Lineup Example (Aug 2021)"
11	KHHH-FM
12	KIII-FM
13	KLLL-FM
14	KMMM-FM
15	KNNN-FM



D/E. As shown below, the **Sample02.csv** is in a customized format for use with the **Load Custom Files** option. Row 1 has column headers, the lineup code is identified in column B and the lineup full name description is identified in column C. In step 2 of the import window, the column headers will be displayed, so you can properly “map” column data to the appropriate fields.

D.

Sample02.csv - Excel		
A	B	C
1	Calls	LineupCode LineupDescription
2	KAAA-FM	SATURN0821 Saturn lineup (Aug 2021)
3	KBBB-FM	SATURN0821 Saturn lineup (Aug 2021)
4	KCCC-FM	SATURN0821 Saturn lineup (Aug 2021)
5	KDDD-FM	MOON0821 Sample Lineup from the Moon (Aug 2021)
6	KEEE-FM	MOON0821 Sample Lineup from the Moon (Aug 2021)
7	KFFF-FM	MOON0821 Sample Lineup from the Moon (Aug 2021)
8	KGGG-FM	MOON0821 Sample Lineup from the Moon (Aug 2021)
9	KHHH-FM	PLUTO0821 Pluto Lineup Example (Aug 2021)
10	KIII-FM	PLUTO0821 Pluto Lineup Example (Aug 2021)
11	KLLL-FM	PLUTO0821 Pluto Lineup Example (Aug 2021)
12	KMMM-FM	PLUTO0821 Pluto Lineup Example (Aug 2021)
13	KNNN-FM	PLUTO0821 Pluto Lineup Example (Aug 2021)



You can contact ACT 1 Systems at (818) 347-6400 (x10 for Rob, x16 for David) for unlimited free phone or screen-sharing training during our regular business hours from 8:00am–5:00pm Pacific Time. Call us as often as you need to get answers to your questions, no matter how complex or trivial. You can also send an e-mail to Rob ([rfite@act1systems.com](mailto:rfite@act1systems.com)) or David ([ddavidson@act1systems.com](mailto:ddavidson@act1systems.com)) any time.