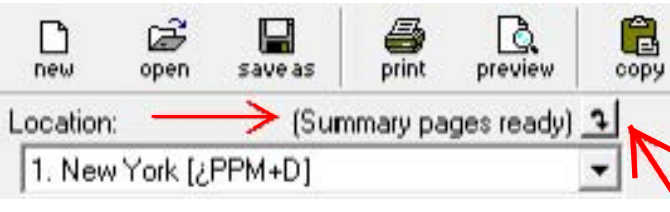

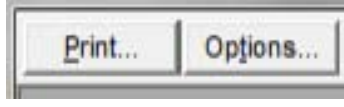


Did you know...?

- You may call ACT 1 Systems at (818) 347-6400 for unlimited free **phone training** during our regular business hours from 7:30am – 5:00pm Pacific Time. Call us as often as you need to get answers to your questions, no matter how complex or trivial.
- You may also send an **e-mail** to ACT 1 Systems any time for regular assistance. Please contact Alexis at adoria@act1systems.com or Eric at erosenberg@act1systems.com.

Application Tips

- You can use the **jump button** in several Affiliate System reports to switch between the different types of pages available within the report. It will allow you to jump down to the first "body" page (from cover page), then to the total page (only in Station Analysis), then to the summary page, then to the overview page (only in Audience report), and then back to the first page.

- The **preview button** allows you to see exactly how your reports will look, so you can save paper and headaches by making sure the font sizes, columns, and data all look exactly the way you want before you print.

 And within the preview screen, you can use the **options button** to adjust the margins, font size, layout, subtitle, and footing.